

**Leonard
Cheshire
Disability**

ORTHOPAEDIC CENTER

ASSISTIVE DEVICES CATALOGUE





*"We pride ourselves on
our passion, excellence
and innovation."*



WHO ARE WE?

Leonard Cheshire Disability Orthopaedic Center is a center that is dedicated to providing the highest quality of orthopaedic care, assistive technology and services to individuals with physical disabilities and impairments. Our team of orthopaedic specialists use cutting edge technology to ensure the best possible outcome for our clients. We specialize in consulting, designing, fitting and training. We have a wide range of assistive technology devices such as wheelchairs, prosthetics, orthotics, mobility and other support devices. In addition to our clinical care, we offer educational programs and resources that empower our patients to lead a more independent and productive lifestyle. We are proud to be leaders in the field of orthopaedic care and assistive technology as we strive to create life-changing experiences for our clients.

Established in 2018, our orthopaedic center is located just on the periphery of the busy streets of Harare Central Business District [CBD], we are found in Westwood area in Kambuzuma where there is plenty of parking space and privacy. The center is adapted for easier accessibility for persons with disabilities and the environment is disability friendly. Our workshop is equipped with modern state-of-the-art machinery which is operated by a highly qualified technical team who are very professional yet accommodating and friendly.



2023 ANNUAL REGISTRATION OF A BIDDER


Medical and Laboratory Equipment, Products, Spares, Consumables and Accessories(GM002)

The Procurement Regulatory Authority of Zimbabwe has approved **Leonard Cheshire Homes Zimbabwe(PR314638847)**'s application for inclusion on the Registered List of Bidders for the above category , in terms of Section 4 of the Public Procurement and Disposal of Public Assets (General) Regulations, 2018 for a period expiring 2023-12-31 00:00:00

Issued On	2023-01-17
Expiration Date	2023-12-31 00:00:00
Verification Code:	PRAZ-2023-DZJIE -1624

This certificate will expire on 2023-12-31 00:00:00 and cannot be used for any business after the expiry date.

Please note that the authenticity and validity of this certificate must be verified on our PRAZ portal using <https://portal.praz.org.zw>





No 011503

**HEALTH PROFESSIONS AUTHORITY
ZIMBABWE**

HEALTH PROFESSIONS ACT: CHAPTER 27:19

Registration of Health Institution

CURRENT REG NO. **PH7057**

LEONARD CHESHIRE ORTHOPAEDIC CENTRE

SITUATED AT

188 WESTWOOD DRIVE, KAMBUZUMA,

HARARE

Conditions:

**LOVEMORE MURAHWA,
ORTHOPAEDIC TECHNOLOGIST**

Name of Practitioner:

31/12/2023

This Certificate Expires On.....

22/05/2023

DATE

SECRETARY-GENERAL

Failure to display the certificate in a conspicuous position attracts a fine (Section 106 (i) of the Health Professions Act)



REGISTRATION



Zimbabwe Revenue Authority

Tax Clearance Certificate (ITF263)

Validity Period : 06-Apr-2023 to 31-Dec-2023

Leonard Cheshire Homes Zimbabwe Leonard Cheshire Homes Zimbabwe

Business Partner Number: 0200073201

Your Tax position is Satisfactory. No tax should be withheld

Clearance issued on 04/06/2023 at 13:29:20

Authentication code: HFIS.T9PY.CAHB.LDXY

The authentication and validity of this certificate must be validated on
ZIMRA page at: <http://efiling.zimra.co.zw>



WHEELCHAIRS

ADJUSTABLE ARMREST

Provides comfort and support

***“WHEELCHAIRS DO NOT
LIMIT YOUR ABILITIES,
THEY EXPAND YOUR
POSSIBILITIES”***

FOLDABLE

For easy storage and transportation

PU TYRES

Puncture-proof, durable and long-lasting

WHY WE PRIORITIZE WHEELCHAIR ASSESSMENTS

Wheelchair disability assessments play a crucial role for individuals who are contemplating obtaining a wheelchair. These assessments aid in determining the most suitable type of wheelchair based on the individual's specific needs, preferences, and lifestyle. Moreover, they assist in identifying any possible obstacles or difficulties that the wheelchair user might encounter in their surroundings, such as accessibility, safety and comfort. By undergoing a wheelchair disability assessment, individuals can guarantee that they obtain the most appropriate and efficient wheelchair for their unique circumstances, consequently enhancing their mobility, independence, and overall quality of life.

WHAT ARE WHEELCHAIR ADAPTATIONS?

Wheelchair adaptations are modifications or additions that can enhance the functionality, comfort, and safety of people who use wheelchairs. Some examples of wheelchair adaptations are headrests, occupational therapy (O.T) tables, cerebral palsy (C.P) jacket, leg spacers, side reducers, only to mention a few. Wheelchair adaptations can have various benefits for people with disabilities, such as improving posture, stability, and pressure distribution, reducing pain and fatigue and also reducing the risk of injury. Wheelchair adaptations are an important aspect of wheelchair service delivery and should be based on the individual needs and preferences of the user. Wheelchair adaptations should also be compatible with the wheelchair model and comply with safety standards.

MANUAL WHEELCHAIRS



LC/W-001

Size: 18 inch

Frame: Aluminum. Foldable.

Tire type: PU Rubber Tyres. Anti-tipper Wheels

Available color: ●

Description: The wheelchair comes equipped with detachable arm rests & removable foot rests.

LC/W-002

Size: 14 inch (also available on 12 inch)

Frame: Aluminum. Foldable

Tire type: PU Rubber Tires

Available color: ●

Description: The wheelchair comes with detachable arm rests & removable foot rests.



LC/W-003

Size: 12 inch

Frame: Aluminum. Foldable

Tire type: PU Rubber Tires

Available color: ●

Description: Equipped with rear breaks, fixed arm rests & fixed foot rests.



MANUAL WHEELCHAIRS



LC/W-004

Size: 16 inch

Frame: Aluminum. Foldable

Tire type: PU Rubber Tires

Available color: ●

Description: This wheelchair comes equipped with anti-tipper wheels, rear shocks, an adjustable back & fully removable side frames & foot rests. It is categorized in the luxury range.

LC/W-005

Size: 12 inch

Frame: Aluminum. Foldable

Tire type: PU Rubber Tires

Available color: ●

Description: The wheelchair is equipped with detachable arm rests & foot rests.



LC/W-006

Size: 14 inch

Frame: Aluminum. Foldable

Tire type: PU Rubber Tires

Available color: ●

Description: This wheelchair is suitable for active users. It comes equipped with back adjustments and anti-tipper wheels.



MANUAL WHEELCHAIRS



LC/W-007

Size: 20 inch

Frame: Aluminum. Foldable

Tire type: PU Rubber Tires

Available color: ●

Description: Wheelchair has detachable arm rests & removable foot rests. It is suitable for leisure and sports.

LC/W-008

Size: 18 inch

Frame: Aluminum. Foldable

Tire type: PU Rubber Tires

Available color: ●

Description: This wheelchair has meg wheels & anti-tipper wheels, detachable arms rests & removable foot rests.



LC/W-009

Size: 12 inch (also available on 16 inch)

Frame: Powder Coated Steel. Foldable.

Tire type: PU Rubber Tires

Available color: ●

Description: The 12" wheelchair comes equipped with a body strap & the 16" does not come with a body strap. If in need of one it will have to be personally modified for the user. It has detachable arm rests & foot rests.

MANUAL WHEELCHAIRS



LC/W-010

Size: 16 inch

Frame: Aluminum. Foldable

Tire type: PU Rubber Tires

Available color: ●

Description: This wheelchair has non removable arm rests and foot rests. It is categorized in the standard aluminium wheelchair series.

LC/W-011

Size: 18 inch

Frame: Aluminum. Foldable

Tire type: PU Rubber Tires

Available color: ●

Description: This wheelchair is ideal for users who have suffered a stroke. It can be maneuvered by the user using one hand from which ever side that has not been affected with the use of a connection bar.



LC/W-012

Size: 16 inch

Frame: Aluminium. Foldable

Tire type: PU Rubber Tires

Available color ●

Description: The 16" wheelchair has non removable armrest and requires the user to be assisted. It is not a self propelling wheelchair and is more of a push trolley.

MANUAL WHEELCHAIRS



LC/W-013

Size: 18 inch Commode Wheelchair

Frame: Aluminum. Foldable

Tire type: PU Rubber Tires

Available color: ●

Description: This wheelchair is equipped with a built in commode, detachable arm rests and removable foot rests. It is a two in one.

LC/W-014

Size: 14 inch Cerebral Palsy Wheelchair

Frame: Aluminum. Foldable

Tire type: PU Rubber Tires

Available color: ●

Description: The wheelchair is fully adapted with a complete headrest kit, a cerebral palsy jacket, leg spacers, side body support & leg supports. It is also equipped with rear brakes, detachable arm rests & removable foot rests.



LC/W-015

Size: 16 inch High-Back Wheelchair

Frame: Aluminum. Foldable

Tire type: PU Rubber Tires

Available color: ●

Description: This wheelchair reclines over 30 degrees and it comes equipped with anti-tipper wheels, big castor wheels, rear breaks, shocks, detachable arm rests & removable foot rests.

MANUAL WHEELCHAIRS



LC/W-016

Size: 18 inch

Frame: Chromed steel. Foldable

Tire type: PU Rubber Tires

Available color: ●

Description: Equipped with detachable arm rests & removable foot rests.

LC/W-017

Size: 14 inch

Frame material: Chromed steel.

Tire type: PU Rubber Tires

Available color: ●

Description: This wheelchair has fixed arm rests & foot rests.



BATTERY-POWERED WHEELCHAIRS



LC/W-018

Size: inch

Frame: Aluminium

Tire type: PU Rubber Tires

Available color: ●

Description: Equipped with a battery than can last up to 14hrs. It has different speed levels, a toggle control, removable footrests and individually adjustable armrests. It is in the power wheelchair series.

LC/W-019

Size: inch

Frame material: Aluminum

Tire type: PU Rubber Tires

Available color: ●

Description: Equipped with a battery than can last up to 14hrs. It has different speed levels, a toggle control, removable footrests and individually adjustable armrests. It is in the power wheelchair series.



COMMUNDES



A commode is a portable toilet that can be placed near the bed or in the bathroom of a person with disabilities. It can help them maintain their dignity, hygiene and comfort when they need to use the toilet. A commode can also reduce the risk of falls or infections that can result from using a regular toilet or a bedpan. A commode is an important device that can improve the quality of life and independence of people with disabilities.



LC/AD-001 COMMODE

FRAME: ALUMINIUM. BLACK

This commode is foldable, making it easily portable. It has a removable pot with its own lid and the "seat" comes with its own cover to convert it into a chair.

LC/AD-002 COMMODE

FRAME: ALUMINIUM. SILVER

This commode is foldable, making it easily portable. It has a removable pot with its own lid and the "seat" comes with its own cover to convert it into a chair.



LC/AD-003 COMMODE

FRAME: ALUMINIUM. SILVER (MATTE)

This commode is foldable, making it easily portable. It has a removable pot with its own lid and a closing seat similar to a western toilet seat.





LC/AD-004

STAND ALONE BATH BENCH

FRAME: ALUMINIUM. SILVER (MATTE)

The disability bath bench is mostly used for people with lower limb amputations during their bathing as they can not wash themselves while wearing the prosthetic limb. This bath bench is suitable for showers and it comes with anti-slip rubber tips.



LC/AD-005

BATH BENCH

FRAME: ALUMINIUM. SILVER (MATTE)

The disability bath bench is mostly used for people with lower limb amputations during their bathing sessions as they can not wash themselves while wearing the prosthetic limb. This bath bench is suitable for bath tubs as it uses the tub to support it.



LC/AD-006

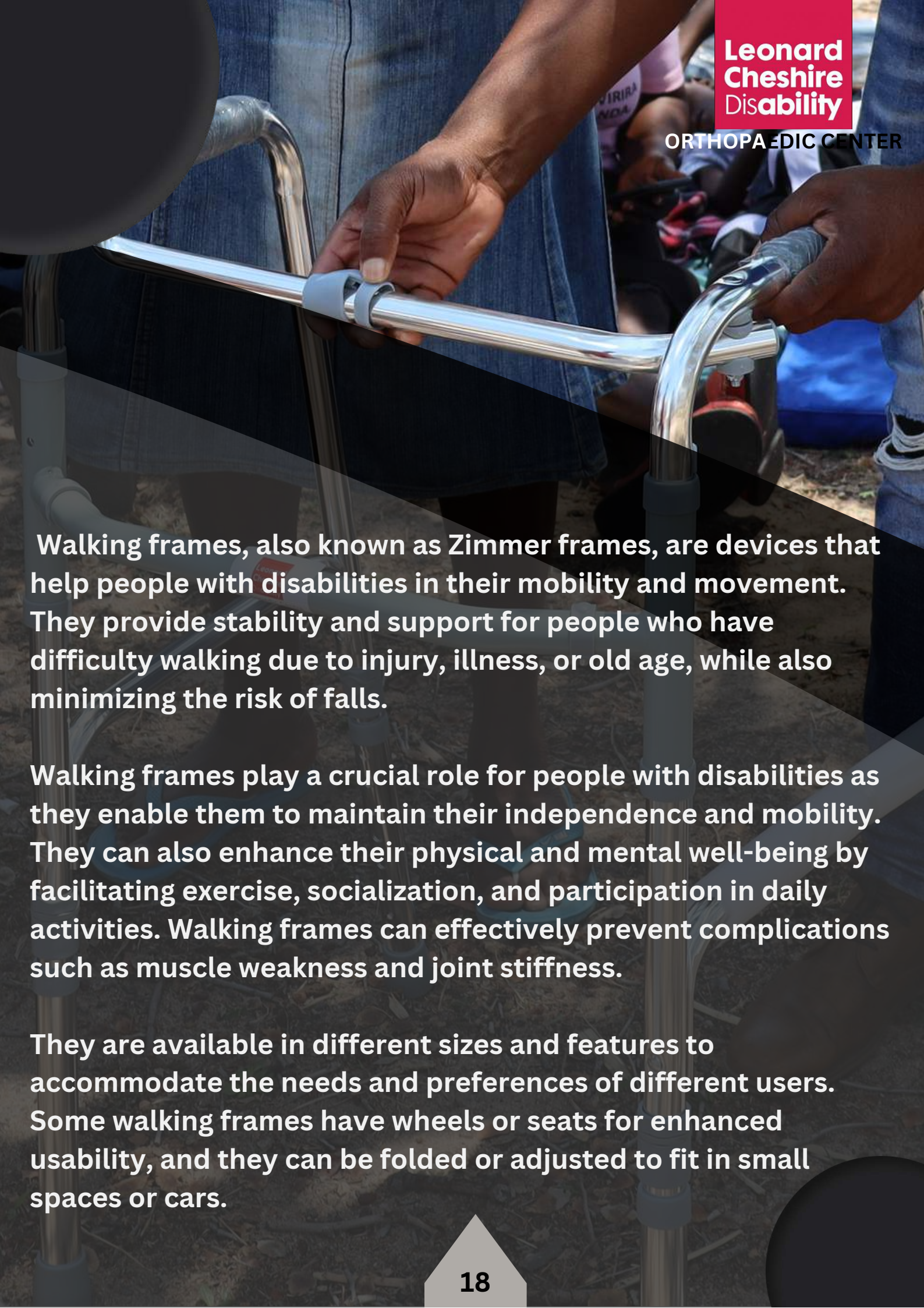
ROLLATOR

FRAME: ALUMINIUM. ORANGE

The rollator is a walking frame mainly used for patients who need balance. It is equipped with arm rests and brakes for when going down a steep platform.



WALKERS ***(ZIMMER FRAMES)***



Walking frames, also known as Zimmer frames, are devices that help people with disabilities in their mobility and movement. They provide stability and support for people who have difficulty walking due to injury, illness, or old age, while also minimizing the risk of falls.

Walking frames play a crucial role for people with disabilities as they enable them to maintain their independence and mobility. They can also enhance their physical and mental well-being by facilitating exercise, socialization, and participation in daily activities. Walking frames can effectively prevent complications such as muscle weakness and joint stiffness.

They are available in different sizes and features to accommodate the needs and preferences of different users. Some walking frames have wheels or seats for enhanced usability, and they can be folded or adjusted to fit in small spaces or cars.



LC/WA-001
WALKING FRAME
FRAME: ALUMINIUM. SILVER

This adult walking frame is equipped with a detachable bar that can be extended to turn the walking frame into a seat. The frame is foldable, making it easily portable.



LC/WA-002
PAEDIATRIC WALKING FRAME
FRAME: ALUMINIUM. SILVER

Suitable for children, this paediatric walking frame is equipped with a pair of frontal wheels that can also be replaced with rubber ferrules. The frame is foldable, making it easily portable.



LC/WA-003
WALKING FRAME
FRAME: ALUMINIUM. SILVER

This standard adult walking frame is foldable, making it easily portable.



CRUTCHES, WALKING STICKS, WHITE CANES, ETC



Crutches and walking sticks play a crucial role in assisting individuals with disabilities to carry out their daily tasks. They offer valuable support and stability to those who struggle with walking, standing, or maintaining balance. Additionally, these devices serve to safeguard the affected limbs and joints, preventing any potential harm and alleviating discomfort and swelling.

LC/WA-005

MOULDED PALM CRUTCH

Frame: Aluminum
Color: Silver



LC/WA-007

PAEDIATRIC CRUTCH

Frame: Aluminum
Color: Black



LC/WA-004

HEAVY DUTY CRUTCH

Frame: Aluminum
Color: Silver



LC/WA-006

ADULT FOLDABLE CRUTCH

Frame: Aluminum
Color: Black



LC/WA-008

OPEN CUFF CRUTCH

Frame: Aluminum
Color: Silver (Matte)

LC/WA-010

WALKING STICK

Frame: Aluminum
Color: Black



LC/WA-012

WALKING STICK

Frame: Aluminum. Foldable
Color: Brown



LC/WA-009

CLOSED CUFF CRUTCH

Frame: Aluminum
Color: Silver



LC/WA-011

WHITE CANE

Frame: Aluminum
Color: Silver & Red



LC/WA-013

WHITE CANE WITH ROLLING TIP

Frame: Aluminum
Color: Silver & Red



ORTHOTICS

EDITION

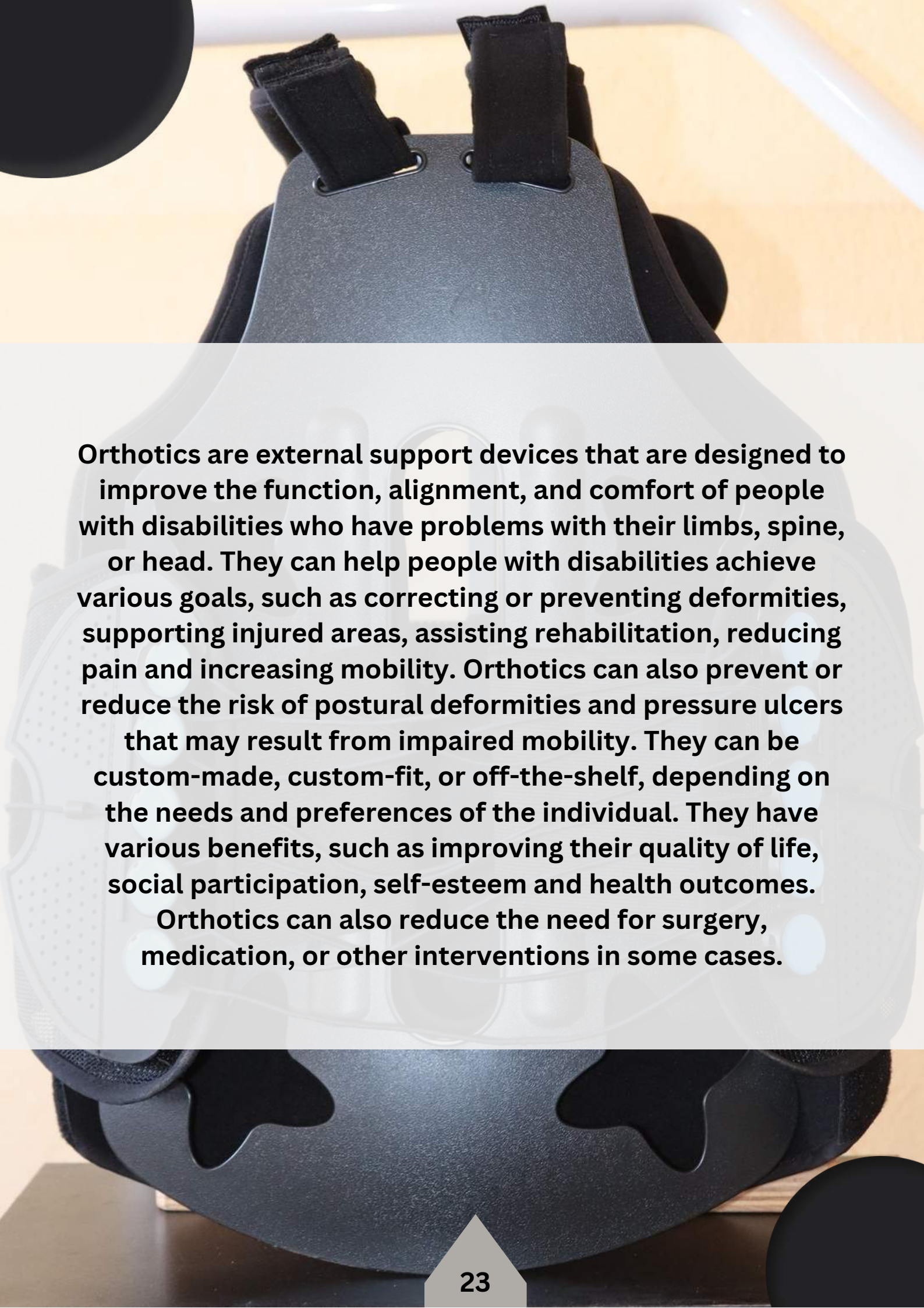


INTERGRATED PUMP

Administers precise level of stabilizing compression

TOE PROTECTORS

Individually adjustable



Orthotics are external support devices that are designed to improve the function, alignment, and comfort of people with disabilities who have problems with their limbs, spine, or head. They can help people with disabilities achieve various goals, such as correcting or preventing deformities, supporting injured areas, assisting rehabilitation, reducing pain and increasing mobility. Orthotics can also prevent or reduce the risk of postural deformities and pressure ulcers that may result from impaired mobility. They can be custom-made, custom-fit, or off-the-shelf, depending on the needs and preferences of the individual. They have various benefits, such as improving their quality of life, social participation, self-esteem and health outcomes. Orthotics can also reduce the need for surgery, medication, or other interventions in some cases.



LC/PO-001

INFINITY AIR WALKER-HIGH
AVAILABLE SIZE: M & L

FOR THE CONSERVATIVE OR POST-OPERATIVE TREATMENT OF VARIOUS FOOT OR ANKLE INJURIES. ITS SLATTED FRAME STRUCTURE IS HIGHLY BREATHABLE.



LC/PO-002

INFINITY AIR WALKER-LOW
AVAILABLE SIZE: M & L

FOR THE CONSERVATIVE OR POST-OPERATIVE TREATMENT OF VARIOUS FOOT OR ANKLE INJURIES. ITS SLATTED FRAME STRUCTURE IS HIGHLY BREATHABLE.



LC/PO-003

WRIST SPLINT MANU IMMOBILE
AVAILABLE SIZE: M & L

IMMOBILISES THE WRIST AND FINGER JOINTS IN A FUNCTIONAL POSITION AND IT RELIEVES PAIN. IT IS ADAPTABLE AND HAS FINGER REST



LC/PO-004

MANU NEUREXA PLUS

ENCOURAGES IMPROVED MOBILITY THROUGH ACTIVE REHABILITATION WITH CONTINUOUS, FLEXIBLE ADJUSTMENT FOR ACTIVE MOVEMENT



LC/PO-005

SMART THORACIC LUMBAR SUPPORT ORTHOSIS (TLSO)-OTTOBOCK

STRAIGHTENS THE THORACIC SPINE AND ACTIVATES MUSCULAR STABILISATION. ITS SOFT PADDED SHOULDER STRAPS INCREASE PATIENT COMFORT.



LC/PO-006

SMART THORACIC LUMBAR SUPPORT ORTHOSIS (TLSO)


STRAIGHTENS THE THORACIC SPINE AND ACTIVATES MUSCULAR STABILISATION. ITS SOFT PADDED SHOULDER STRAPS INCREASE PATIENT COMFORT.



LC/PO-007

THORACIC LUMBAR SUPPORT ORTHOSIS (TLSO)

FOR TREATING SPINAL FRACTURES, SCOLIOSIS, AND OTHER SPINAL CONDITIONS. IT IS DESIGNED TO IMMOBILIZE THE SPINE AND PREVENT FURTHER INJURY OR DAMAGE.



LC/PO-008

NECK COLLAR

FOR IMMOBILIZATION AFTER TRAUMA AND/OR SURGERY. ITS NON-TOXIC, HYPOALLERGENIC FOAM REDUCES SKIN IRRITATION AND IS WATER-RESISTANT FOR BATHING AND AQUA-THERAPY



LC/PO-009

SMART NECK COLLAR

FIXED LOCK ENSURES STABILITY AND SYMMETRY OF THE NECK STRAP AND THE SAFETY OF THE NECK. IT IS NOT EASY TO WEAR OUT. ITS STURDY AND DURABLE FOR LONG TIME USE.



LC/PO-010

WAIST SUPPORT

DESIGNED TO COMPRESS THE ABDOMINAL MUSCLES AND PROVIDE SUPPORT TO THE LOWER BACK.



LC/PO-011

GENU RECURVETUM KNEE BRACE

DESIGNED TO HELP CORRECT HYPEREXTENSION OF THE KNEE AND THE ADJUSTABLE PRESSURE STRAP BEHIND THE KNEE IS PADDED FOR PATIENT COMFORT.



LC/PO-012

ANTHRITIS KNEE BRACE

DESIGNED TO RELIEVE PAIN AND DISCOMFORT ASSOCIATED WITH ARTHRITIS IN THE KNEE JOINT. HELPS REDUCE INFLAMMATION AND IMPROVE STABILITY



LC/PO-013

KNEE SUPPORT

PROVIDES FIRM, STABILIZING COMPRESSION TO WEAK, SORE MUSCLES AND JOINTS. HAS ADJUSTABLE STRAPS FOR CUSTOMIZABLE SUPPORT

CATALOG

ASSISTIVE DEVICES

REPLACEMENT PARTS

TOE PROTECTORS

Individually adjustable





POLYURATHANE (PU) TYRES

SIZES: 20", 22" & 24"
COLOR: GREY
DESCRIPTION: DURABLE, SKID
PROOF & AIR FREE

A21 SPARE TYRES

COLOR: GREY
DESCRIPTION: DURABLE, SKID
PROOF & AIR FREE



A6 SPARE TYRES

COLOR: GREY
DESCRIPTION: HIGH QUALITY MATERIAL
PROVIDING MORE STRENGTH AND
DURABILITY.

HAND RIMS FOR WHEELCHAIRS

SIZES: 20", 22" & 24"
COLOR: BLACK
DESCRIPTION: DURABLE &
EASY TO USE



OCCUPATIONAL THERAPY TABLE

COLOR: GREY & BLACK
DESCRIPTION: THIS O.T TABLE IS
USED TO IMPROVE FUNCTIONAL
DAILY TASKS SUCH AS SELF
PERSONAL CARE, EATING,
READING OR USING IT TO PLACE
YOUR LAPTOP DURING WORK.

BRAKES

COLOR: BLACK
DESCRIPTION: DURABLE



BRAKES

COLOR: GREY
DESCRIPTION: DURABLE



COMPLETE HEADREST KIT

COLOR: BLACK
DESCRIPTION: THE HEADREST
KIT IS USED TO AID A
WHEELCHAIR USER WHO HAS
NO HEAD CONTROL AND NECK
SUPPORT. IT CAN BE MOUNTED
TO THE FRAME OF A
WHEELCHAIR..

